


Self Contained Ice Machine up to 108 Kg



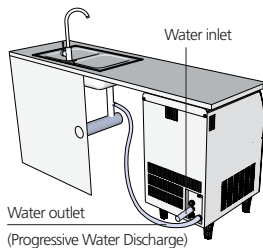
Features

- Up to 108 kg (238 lbs.) of flake ice production per day
- Up to 30 kg (66 lbs.) built-in ice storage
- Electronically controlled operation, with self-diagnostic functions with external alarm lights providing operational information for early alert and fast diagnosis of operating issues
- External Components constructed from corrosion-resistant stainless steel crafted for optimal aesthetic appeal through superior fit and finish
- Ergonomically convenient, slanted & disappearing storage bin door
- Front Access for Easier Maintenance
- Front-in, front-out airflow allows for built-in installations
- CFC Free R-404A Refrigerant
- Vapor-based microbial control system pouch in ice storage area
- PWD System for remote water drain (Easy-fit installation)



SS AISI 304

Electronic



Water outlet
(Progressive Water Discharge)



WATER DISCHARGE up to 15 mt away and 1.7 mt high with PWD

EF 103 Technologies



Model	Icon	10°C : 10°C		21°C : 15°C		[kg] [lb]	[kg] [lb]	[WxDxH mm]
		[kg]	[lb]	[kg]	[lb]			
EF 103 AS		105	231,5	98	216	30	66	592x622x997/1077
EF 103 WS		108	238	98	216	30	66	[WxDxH inches] 235/16"x241/2"x391/4-421/32"



Flake Ice

Residual water content 25%



Ice in its most natural form, made at a temperature just below zero degrees Celsius, with 25% residual water content, making it very moist. Its flake shape makes it extremely versatile and very simple to use effectively.

This product qualifies for the following listings:



2 Years Warranty

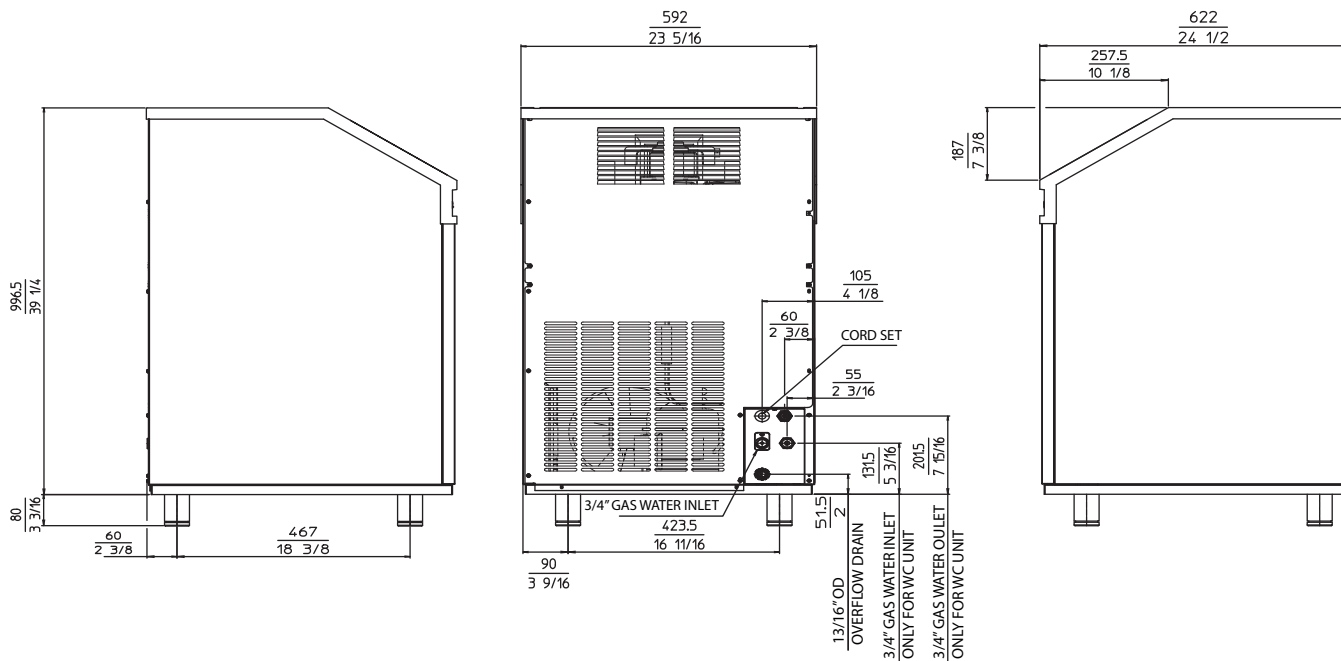
Subject to certain limitations and exclusions

Certified ISO 9001

www.scotsman-ice.it
www.scotsman-ice.com

Models and specifications are subject to change without notice.

Self Contained Ice Machine up to 108 Kg



EF 103 AIR COOLED

	50°		60°		70°		90°		
	10°	15°	21°	32°	kg	lbs	kg	lbs	
10°	105	101	97	89	kg	lbs	kg	lbs	
50°	231,5	222,5	214	196	kg	lbs	kg	lbs	
21°	102	98	94	86	kg	lbs	kg	lbs	
70°	225	216	207	189,5	kg	lbs	kg	lbs	
32°	88	84	80	72	kg	lbs	kg	lbs	
90°	194	185	176	159	kg	lbs	kg	lbs	
38°	82	78	74	66	kg	lbs	kg	lbs	
100	181	172	163	145,5	kg	lbs	kg	lbs	



EF 103 WATER COOLED

	50°		60°		70°		90°		
	10°	15°	21°	32°	kg	lbs	kg	lbs	
10°	108	100	92	76	kg	lbs	kg	lbs	
50°	238	220,5	203	167,5	kg	lbs	kg	lbs	
21°	106	98	90	74	kg	lbs	kg	lbs	
70°	233,5	216	198,5	163	kg	lbs	kg	lbs	
32°	105	97	89	73	kg	lbs	kg	lbs	
90°	231,5	214	196	161	kg	lbs	kg	lbs	
38°	103	95	87	71	kg	lbs	kg	lbs	
100	227	209,5	192	156,5	kg	lbs	kg	lbs	



Minimum

10°C (50°F)



Maximum

43°C (109°F)

5°C (41°F)

-10%

1 BAR
14 psi



35°C (95°F)

+10%

5 BAR
70 psi

Model	Compressor	Capacity [Btu/h] [W]	Dimensions [Ømm²]	Power [W]	FUSE	Ice Production [kg] [lbs]	Water Consumption [l/h] [gal/h]	Weight [kg] [lbs]
EF 103 AS		3270 960	3 x 1.5	470	10	12,5	3,3 0,88	66 145
EF 103 WS		3270 960	3 x 1.5	360	10	9,6	31,8 8,40	68 150

IMPORTANT NOTICE:

Models and specifications are subject to change without notice.
This spec sheet is meant for commercial purpose only.
For technical documentation please refer to our service manuals.

www.scotsman-ice.it
www.scotsman-ice.com

Scotsman®
Ice Systems

Milano Madrid Chicago Dubai Singapore Shanghai Johannesburg